

Luminaire

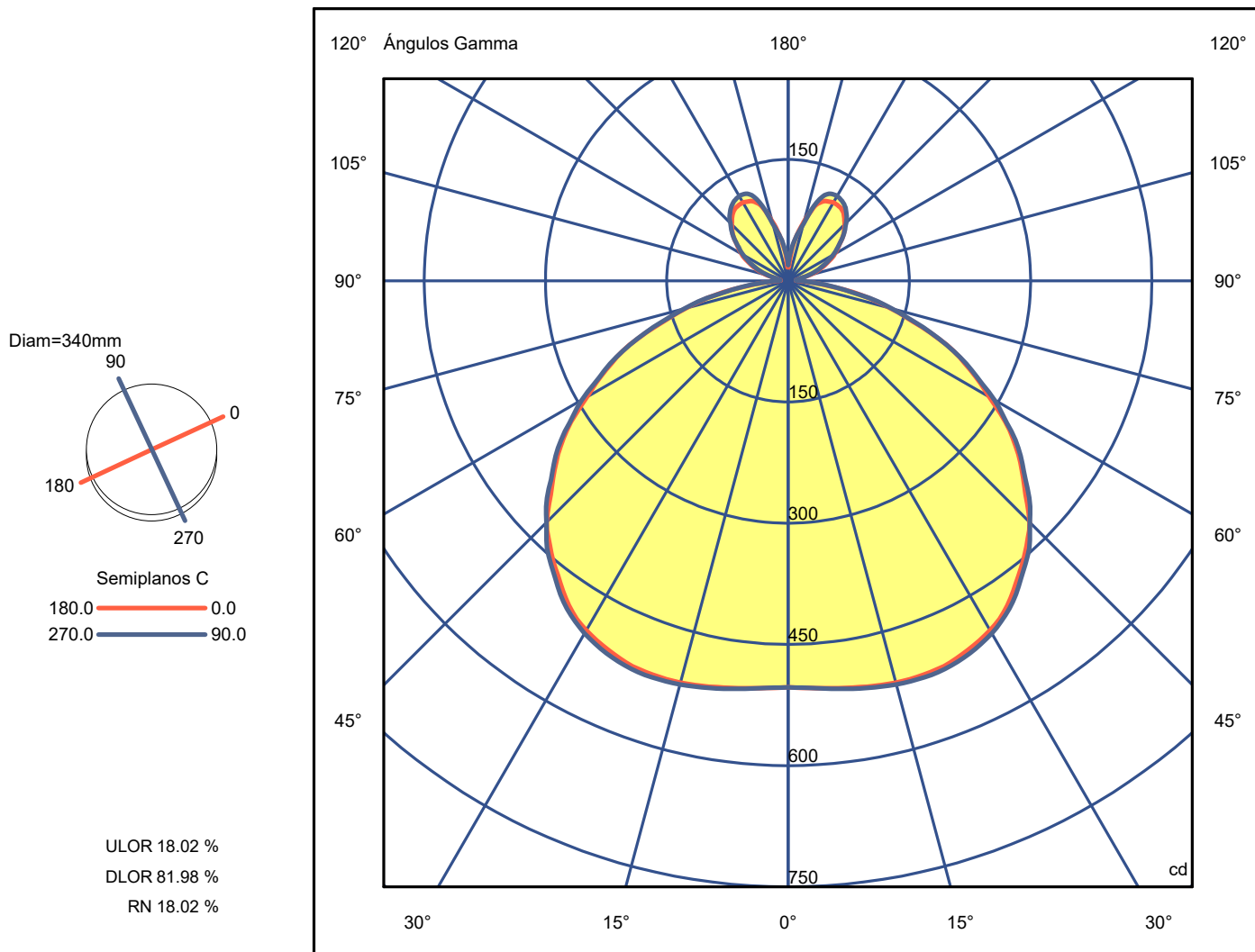
Code A628-054 -4000K
Name Plaff-on! 33 LED IP54

Measurem.

Code CL041A21F020G
Name Plaff-on! 33 LED IP54

Luminaire Flux	2176.23 lm	Luminaire Power	24.90 W	Efficacy	87.40 lm/W	Efficiency	100.00%
Sources Flux	2176.23 lm	Maximum value	518.78 cd	Position	C=90.00 G=20.00	CG	Double Symmetrical
Round Luminaire		Diam.	340 mm	Height	120 mm		
Round Luminous Area		Diam.	270 mm	Height	10 mm		
Horizontal Luminous Area		0.057256 m2		Emitting area on Plane 180°		0.002700 m2	
Emitting area on Plane 0°		0.002700 m2		Emitting area on Plane 270°		0.002700 m2	
Emitting area on Plane 90°		0.002700 m2		Glare area at 76°		0.016471 m2	
Coordinate system		CG		Symmetry Type		Double Symmetrical	
Date		12-02-2021		Maximum Gamma Angle		180	
Measurement Distance		6.44		Measurement Flux		2176.23 lm	
Operator		ASSELUM		Rated Voltage		230.20 V	
Temperature		25.00 °C		Rated Current		0.11 A	
Humidity		30.20 %		Photocell		Prc	
Notes		RM21020309.6					

Luminaire Sources						
Line		Code LED	Name LED	Flux [lm]	Pow. [W]	Q.ty
				2176.23	24.90	1
C.I.E.	44 76 95 82 100		D DIN 5040	B31		
F UTE	0.82 E + 0.18 T		B NBN	BZ 5		



Luminaire

Code A628-054 -4000K
Name Plaff-on! 33 LED IP54

Measurement

Code CL041A21F020G
Name Plaff-on! 33 LED IP54

Luminaire Flux	2176.23 lm	Luminaire Power	24.90 W	Efficacy	87.40 lm/W	Efficiency	100.00%
Sources Flux	2176.23 lm	Maximum value	518.78 cd	Position	C=90.00 G=20.00	CG	Double Symmetrical
Luminous Intensity Table cd Table 1/1							
	C 0.00	C 15.00	C 30.00	C 45.00	C 60.00	C 75.00	C 90.00
G 0.0	502.88	502.88	502.88	502.88	502.88	502.88	502.88
G 2.5	504.14	504.08	503.89	503.76	503.81	503.95	504.03
G 5.0	506.07	506.27	506.30	506.27	506.30	506.35	506.38
G 7.5	508.17	508.73	509.02	508.91	509.06	509.15	509.01
G 10.0	510.50	511.00	511.45	511.79	511.99	512.23	512.23
G 12.5	512.96	513.50	514.06	514.48	514.70	514.74	514.65
G 15.0	514.62	515.16	515.74	516.26	516.64	516.88	516.95
G 17.5	515.45	516.12	516.90	517.59	518.02	518.23	518.28
G 20.0	515.20	515.98	517.03	517.98	518.53	518.74	518.78
G 22.5	513.67	514.51	515.70	516.77	517.36	517.57	517.60
G 25.0	509.54	510.66	512.41	513.91	514.52	514.52	514.41
G 27.5	505.08	506.13	507.94	509.49	510.04	509.93	509.76
G 30.0	499.26	500.43	502.45	504.06	504.37	503.90	503.54
G 32.5	491.37	492.41	494.34	495.89	496.12	495.60	495.22
G 35.0	479.43	480.49	482.56	484.81	485.29	484.99	484.72
G 37.5	465.37	466.63	469.53	472.39	472.47	471.35	470.63
G 40.0	452.31	452.57	454.81	457.56	457.59	456.57	456.76
G 42.5	437.70	437.68	439.66	442.37	442.87	442.46	442.11
G 45.0	422.27	422.45	423.87	424.92	424.46	423.27	422.60
G 47.5	399.58	400.19	402.02	404.03	405.16	405.59	405.66
G 50.0	379.61	379.03	380.69	383.38	383.81	383.38	383.02
G 52.5	360.27	359.19	360.50	363.15	363.89	363.89	363.75
G 55.0	339.42	337.77	338.05	340.17	341.49	342.55	342.98
G 57.5	315.03	314.75	315.39	317.22	317.63	317.66	317.61
G 60.0	287.04	287.17	289.28	291.82	293.55	294.41	294.64
G 62.5	264.59	262.84	263.84	266.60	267.28	267.24	267.09
G 65.0	240.93	239.01	239.88	242.62	243.36	243.42	243.33
G 67.5	217.19	214.34	213.64	215.08	215.81	216.49	216.79
G 70.0	186.78	185.87	185.65	186.79	187.51	188.15	188.42
G 72.5	156.45	155.71	157.45	160.41	160.43	159.48	158.87
G 75.0	131.53	129.25	129.82	132.36	132.83	132.70	132.52
G 77.5	106.50	103.99	103.97	106.23	107.56	108.62	109.05
G 80.0	82.38	80.09	79.65	80.70	80.27	79.64	79.32
G 82.5	54.21	53.16	53.84	55.92	57.31	58.34	58.74
G 85.0	35.62	34.75	35.42	37.07	37.21	36.90	36.67
G 87.5	21.71	20.58	20.71	21.92	22.71	23.33	23.58
G 90.0	13.81	13.17	12.73	12.68	13.68	14.87	15.44
G 92.5	9.71	9.70	9.74	9.81	10.08	10.36	10.48
G 95.0	9.81	9.46	9.06	8.89	9.13	9.53	9.80
G 97.5	11.25	10.89	10.31	9.96	10.05	10.40	10.79
G100.0	14.49	14.23	13.48	12.72	12.85	13.28	13.35
G102.5	18.97	19.26	19.11	18.72	18.24	17.85	17.68
G105.0	26.67	26.95	26.83	26.13	25.44	24.73	23.95
G107.5	34.47	34.57	34.06	33.30	32.62	32.13	31.95
G110.0	40.89	41.36	41.11	40.35	39.36	38.48	38.10
G112.5	47.39	47.73	47.42	46.64	45.63	44.74	44.35
G115.0	53.91	54.20	53.98	53.30	52.57	51.93	51.65
G117.5	60.90	61.29	61.10	60.32	59.26	57.91	57.24
G120.0	66.38	66.97	67.04	66.59	65.71	64.81	64.40
G122.5	71.66	72.59	73.04	72.83	71.92	70.87	70.36
G125.0	77.06	78.46	79.54	79.68	78.56	77.04	76.27
G127.5	83.51	84.67	85.75	86.06	85.19	83.90	83.24
G130.0	89.51	90.96	92.19	92.57	91.78	90.56	89.93
G132.5	94.15	96.16	98.01	99.16	98.20	96.56	95.69
G135.0	98.73	101.16	103.43	104.48	103.64	102.02	101.14
G137.5	102.86	105.53	108.23	109.73	109.29	107.95	107.17
G140.0	107.24	109.93	112.78	114.42	113.95	112.49	111.64
G142.5	110.03	112.86	115.92	117.82	117.70	116.65	115.71
G145.0	111.43	114.71	118.33	120.62	120.51	119.18	118.34
G147.5	111.95	115.40	119.36	122.01	121.78	120.79	120.04
G150.0	111.93	115.30	119.19	121.95	122.15	121.68	121.10
G152.5	110.54	113.48	116.94	119.68	120.53	120.85	120.71
G155.0	108.91	109.96	111.54	113.59	115.78	117.97	118.83
G157.5	105.24	103.70	102.94	104.09	107.47	111.59	113.63
G160.0	99.49	95.79	93.07	93.12	96.59	101.18	103.47
G162.5	88.10	86.18	84.26	83.64	85.08	87.28	88.42
G165.0	76.03	75.90	75.42	74.69	73.65	72.82	72.87
G167.5	65.27	64.93	64.22	63.53	63.19	63.10	63.10
G170.0	54.77	54.12	53.30	52.93	53.42	54.26	54.70
G172.5	43.16	43.08	42.77	42.92	43.97	45.27	45.91
G175.0	30.47	31.06	31.68	32.58	33.58	34.58	35.68
G177.5	17.48	17.98	19.21	21.23	23.65	25.81	27.42
G180.0	19.61	19.61	19.61	19.61	19.61	19.61	19.61

Luminaire

Code A628-054 -4000K
Name Plaff-on! 33 LED IP54

Measurem.

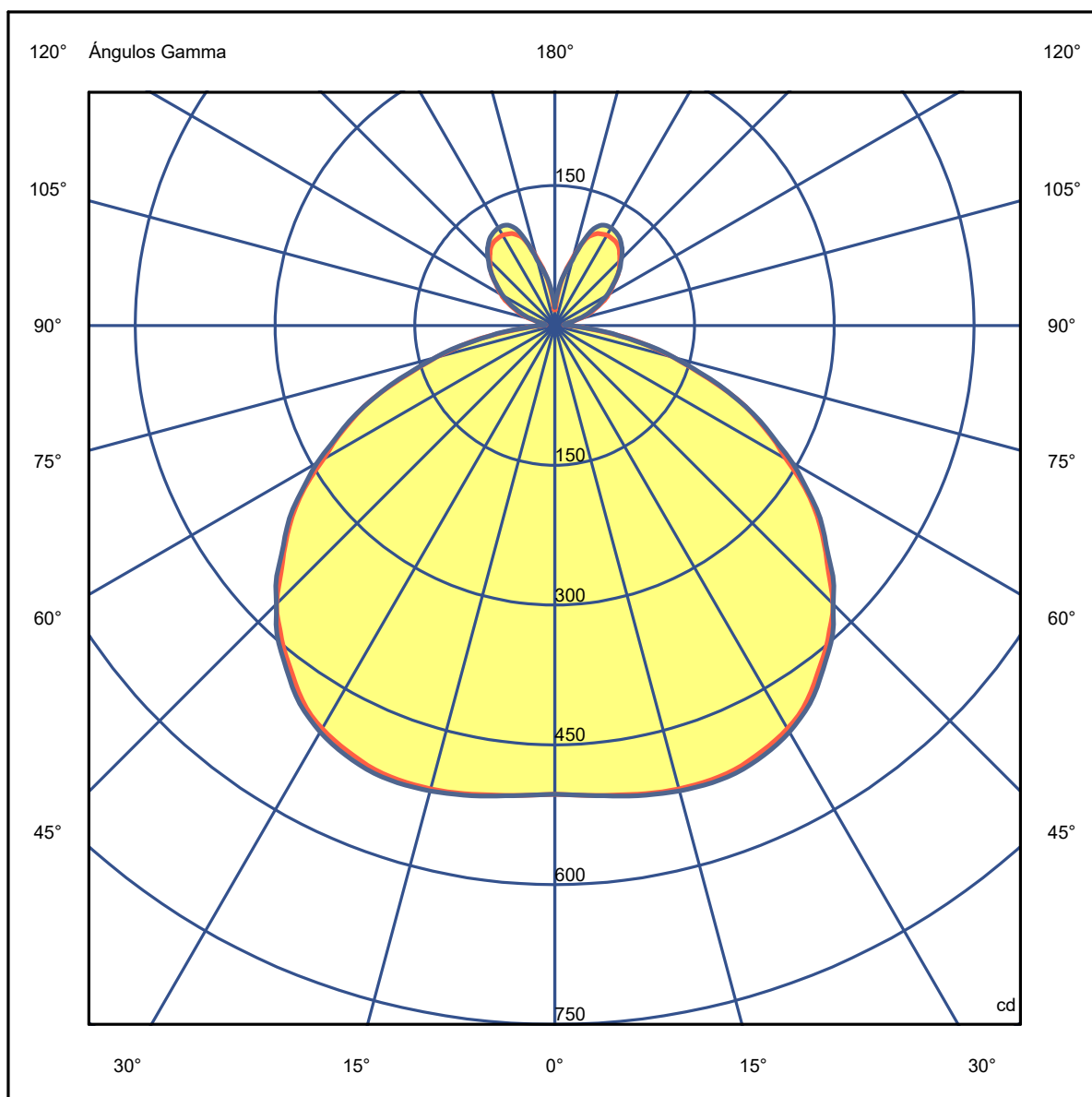
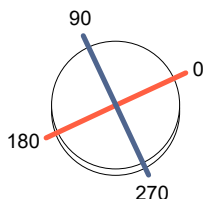
Code CL041A21F020G
Name Plaff-on! 33 LED IP54

Luminaire Flux	2176.23 lm	Luminaire Power	24.90 W	Efficacy	87.40 lm/W	Efficiency	100.00%
Sources Flux	2176.23 lm	Maximum value	518.78 cd	Position	C=90.00 G=20.00	CG	Double Symmetrical

Diam=340mm

Semiplanos C

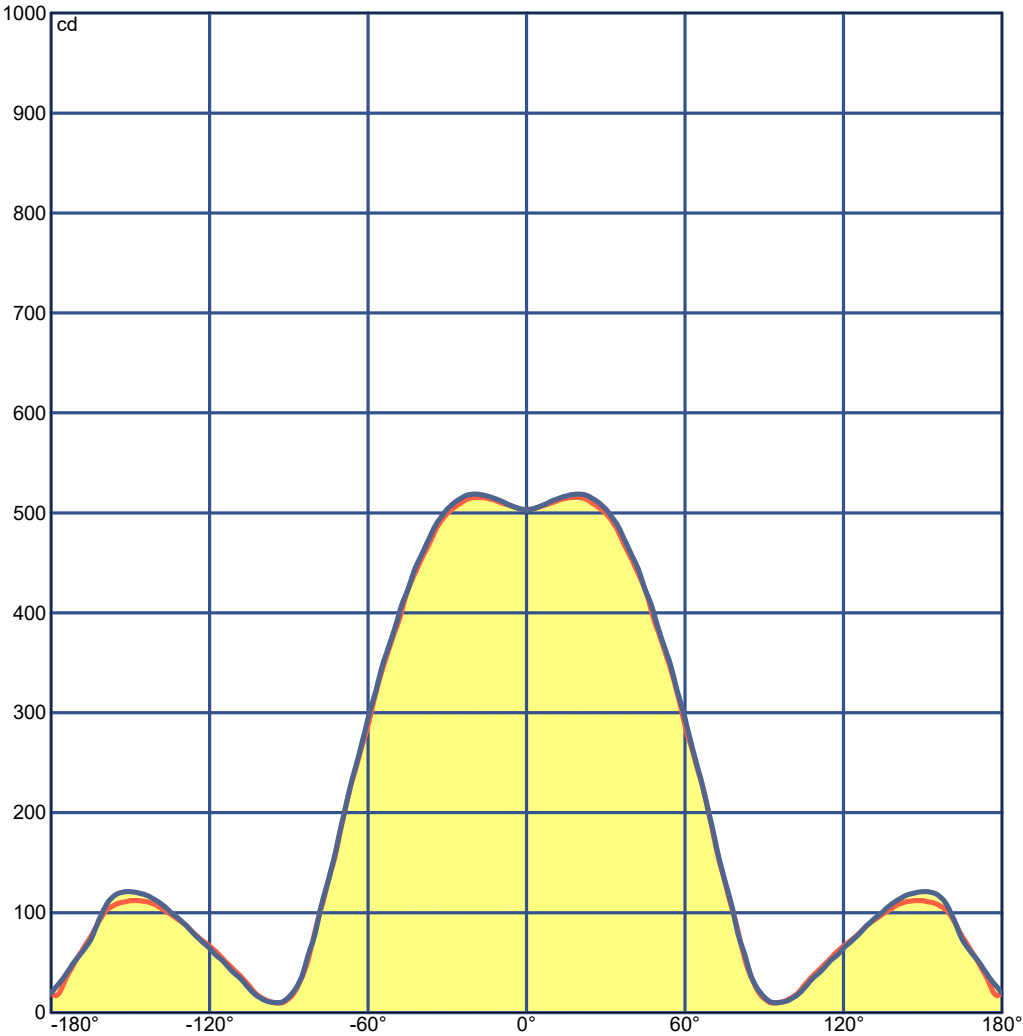
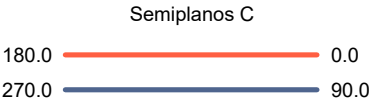
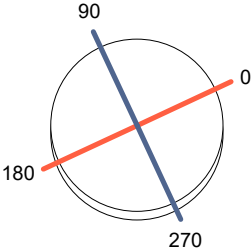
180.0 ——— 0.0
270.0 ——— 90.0



Luminaire
Code A628-054 -4000K
Name Plaff-on! 33 LED IP54
Measurem.
Code CL041A21F020G
Name Plaff-on! 33 LED IP54

Luminaire Flux	2176.23 lm	Luminaire Power	24.90 W	Efficacy	87.40 lm/W	Efficiency	100.00%
Sources Flux	2176.23 lm	Maximum value	518.78 cd	Position	C=90.00 G=20.00	CG Double Symmetrical	

Diam=340mm



Luminaire

Code A628-054 -4000K
Name Plaff-on! 33 LED IP54

Measurement

Code CL041A21F020G
Name Plaff-on! 33 LED IP54

Luminaire Flux	2176.23 lm	Luminaire Power	24.90 W	Efficacy	87.40 lm/W	Efficiency	100.00%
Sources Flux	2176.23 lm	Maximum value	518.78 cd	Position	C=90.00 G=20.00	CG	Double Symmetrical

UGR
S = 0.250

Reflectancies										
Ceiling/Cavity	0.7	0.7	0.5	0.5	0.3	0.7	0.7	0.5	0.5	0.3
Walls	0.5	0.3	0.5	0.3	0.3	0.5	0.3	0.5	0.3	0.3
Working Plane	0.2	0.2	0.2	0.2	0.2	0.2	0.2	0.2	0.2	0.2
Room Dimensions										
	Lateral View					Viewed Endwise				
x=2H y=2H	19.6	20.7	20.1	21.2	21.8	19.6	20.8	20.2	21.3	21.9
x=2H y=3H	21.1	22.2	21.7	22.7	23.3	21.2	22.2	21.8	22.8	23.4
x=2H y=4H	21.7	22.7	22.3	23.2	23.9	21.8	22.8	22.4	23.3	24.0
x=2H y=6H	22.1	23.0	22.8	23.6	24.3	22.2	23.1	22.8	23.7	24.4
x=2H y=8H	22.3	23.1	22.9	23.7	24.4	22.4	23.2	23.0	23.8	24.5
x=2H y=12H	22.3	23.1	22.9	23.7	24.4	22.4	23.2	23.0	23.8	24.5
x=4H y=2H	20.2	21.2	20.8	21.7	22.4	20.3	21.2	20.9	21.8	22.4
x=4H y=3H	21.9	22.7	22.6	23.4	24.1	22.0	22.8	22.6	23.4	24.1
x=4H y=4H	22.6	23.4	23.3	24.0	24.7	22.7	23.4	23.4	24.1	24.8
x=4H y=6H	23.2	23.8	23.8	24.4	25.2	23.3	23.9	23.9	24.5	25.3
x=4H y=8H	23.3	23.9	24.0	24.6	25.3	23.4	24.0	24.1	24.7	25.5
x=4H y=12H	23.4	23.9	24.1	24.6	25.4	23.5	24.1	24.2	24.7	25.5
x=8H y=4H	22.9	23.5	23.6	24.1	24.9	23.0	23.6	23.7	24.2	25.0
x=8H y=6H	23.5	24.0	24.3	24.7	25.5	23.6	24.1	24.4	24.8	25.6
x=8H y=8H	23.8	24.2	24.5	24.9	25.7	23.9	24.3	24.6	25.0	25.8
x=8H y=12H	23.9	24.3	24.6	25.0	25.8	24.0	24.4	24.8	25.1	26.0
x=12H y=4H	23.3	23.8	24.0	24.5	25.3	23.4	23.9	24.0	24.6	25.3
x=12H y=6H	23.9	24.3	24.6	25.0	25.9	24.0	24.4	24.7	25.1	25.9
x=12H y=8H	24.1	24.5	24.9	25.2	26.1	24.2	24.6	25.0	25.3	26.2

Luminaire

Code A628-054 -4000K
Name Plaff-on! 33 LED IP54

Measurem.

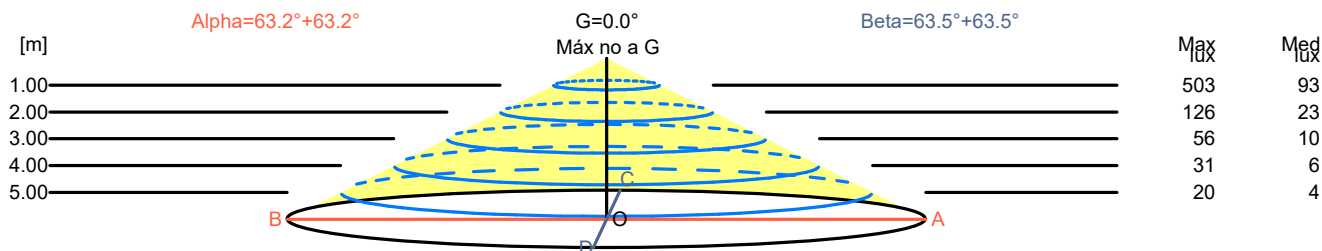
Code CL041A21F020G
Name Plaff-on! 33 LED IP54

Luminaire Flux	2176.23 lm	Luminaire Power	24.90 W	Efficacy	87.40 lm/W	Efficiency	100.00%
Sources Flux	2176.23 lm	Maximum value	518.78 cd	Position	C=90.00 G=20.00	CG	Double Symmetrical

Width at 50.00 % of Max Intensity

H[m]	1.00	2.00	3.00	4.00	5.00	H[m]	1.00	2.00	3.00	4.00	5.00
OA	1.98	3.97	5.95	7.93	9.91	OC	2.00	4.00	6.01	8.01	10.01
OB	1.98	3.97	5.95	7.93	9.91	OD	2.00	4.00	6.01	8.01	10.01

	Luminous Intensities [cd]									
	0	5	15	25	35	45	55	65	75	85
OA	502.88	506.07	514.62	509.54	479.43	422.27	339.42	240.93	131.53	35.62
OB	502.88	506.07	514.62	509.54	479.43	422.27	339.42	240.93	131.53	35.62
OC	502.88	506.38	516.95	514.41	484.72	422.60	342.98	243.33	132.52	36.67
OD	502.88	506.38	516.95	514.41	484.72	422.60	342.98	243.33	132.52	36.67



H[m]	D[m]	Max lux	Med lux	Alpha=63.2°+63.2°	G=0.0 Máx no a G
1.00	3.97	503	93		
2.00	7.93	126	23		
3.00	11.90	56	10		
4.00	15.86	31	6		
5.00	19.83	20	4		

H[m]	D[m]	Max lux	Med lux	Beta=63.5°+63.5°	G=0.0 Máx no a G
1.00	4.00	503	93		
2.00	8.01	126	23		
3.00	12.01	56	10		
4.00	16.02	31	6		
5.00	20.02	20	4		

Luminaire

Code A628-054 -4000K
Name Plaff-on! 33 LED IP54

Measurem.

Code CL041A21F020G
Name Plaff-on! 33 LED IP54

Luminaire Flux	2176.23 lm	Luminaire Power	24.90 W	Efficacy	87.40 lm/W	Efficiency	100.00%
Sources Flux	2176.23 lm	Maximum value	518.78 cd	Position	C=90.00 G=20.00	CG Double Symmetrical	

Flujo Total=2176.23 Flujo Luminaria=2176.23

RI	0.60	0.80	1.00	1.25	1.50	2.00	2.50	3.00	4.00	5.00	10.00	20.00
DRR	0.28	0.36	0.44	0.51	0.57	0.66	0.72	0.76	0.81	0.85	0.92	0.96
RC	6	6	5	5	5	5	5	5	5	5	5	5

Flujo Zonal por 1000 Lúmenes

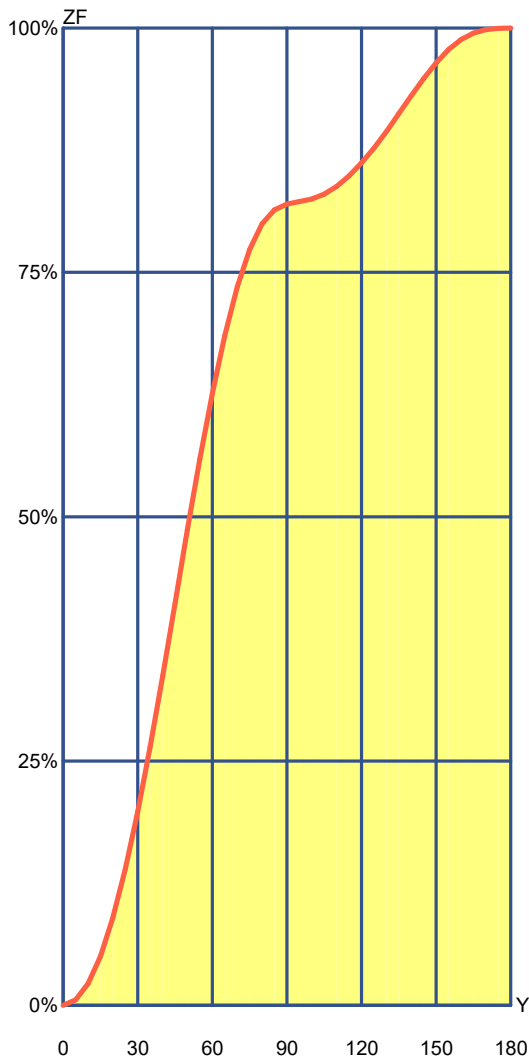
Y°	10	20	30	40	50	60	70	80	90	100	110	120	130	140	150	160	170	180
ZF(Y)	22	89	198	337	487	626	735	800	820	825	838	862	894	931	964	988	998	1000

Códigos de Flujo C.I.E.

44 76 95 82 100

C.I.E. 6/6/5/5/5/5/5/5/5/5
D DIN 5040 B31
F UTE 0.82 E + 0.18 T
B NBN BZ 5
RN 18.01806 %
BLF 1.0

LOR 100.00000 %
ULOR 18.01806 %
DLOR 81.98194 %
UFF 18.01806 %
DFF 81.98194 %
FFR 21.97808 %



Flujo Zonal				
Gamma °	Flujo	Suma lm	Flujo [%]	Suma [%]
0°	0.00	0.00	0.00 %	0.00 %
5°	5.54	5.54	0.55 %	0.55 %
10°	16.74	22.28	1.67 %	2.23 %
15°	28.03	50.31	2.80 %	5.03 %
20°	39.16	89.48	3.92 %	8.95 %
25°	49.71	139.18	4.97 %	13.92 %
30°	59.09	198.28	5.91 %	19.83 %
35°	66.81	265.09	6.68 %	26.51 %
40°	72.00	337.09	7.20 %	33.71 %
45°	74.87	411.96	7.49 %	41.20 %
50°	74.80	486.76	7.48 %	48.68 %
55°	72.22	558.98	7.22 %	55.90 %
60°	67.11	626.09	6.71 %	62.61 %
65°	59.40	685.50	5.94 %	68.55 %
70°	49.97	735.47	5.00 %	73.55 %
75°	38.14	773.61	3.81 %	77.36 %
80°	26.08	799.68	2.61 %	79.97 %
85°	14.23	813.92	1.42 %	81.39 %
90°	5.90	819.82	0.59 %	81.98 %
95°	2.70	822.52	0.27 %	82.25 %
100°	2.72	825.24	0.27 %	82.52 %
105°	4.70	829.94	0.47 %	82.99 %
110°	7.95	837.89	0.80 %	83.79 %
115°	10.80	848.69	1.08 %	84.87 %
120°	13.33	862.03	1.33 %	86.20 %
125°	15.31	877.34	1.53 %	87.73 %
130°	16.94	894.28	1.69 %	89.43 %
135°	18.01	912.28	1.80 %	91.23 %
140°	18.28	930.56	1.83 %	93.06 %
145°	17.68	948.24	1.77 %	94.82 %
150°	16.10	964.35	1.61 %	96.43 %
155°	13.64	977.99	1.36 %	97.80 %
160°	10.23	988.22	1.02 %	98.82 %
165°	6.52	994.74	0.65 %	99.47 %
170°	3.52	998.26	0.35 %	99.83 %
175°	1.46	999.72	0.15 %	99.97 %
180°	0.28	1000.00	0.03 %	100.00 %

Luminaire
Code A628-054 -4000K
Name Plaff-on! 33 LED IP54
Measurem.
Code CL041A21F020G
Name Plaff-on! 33 LED IP54

Luminaire Flux	2176.23 lm	Luminaire Power	24.90 W	Efficacy	87.40 lm/W	Efficiency	100.00%
Sources Flux	2176.23 lm	Maximum value	518.78 cd	Position	C=90.00 G=20.00	CG Double Symmetrical	

Isolux (Floor)

Luminaire position X=0.00m Y=0.00m Z=2.50m

